

Video

Audio



Data

### Serial Data Transmission

The OTS-64DTR provides for the digital transmission of 64 Channels of Duplex Serial Data.

### System Design

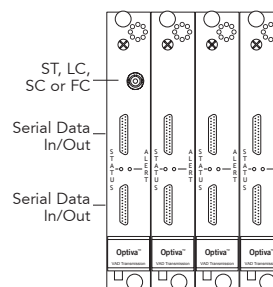
All units come in an insert card version. The cards can be inserted into our 16-slot, 19" rack-mountable card cage (CC-16-100) or one of our smaller Optiva™ Desktop Card Racks (DTCR Series).

The Desktop Card Racks can handle one, two or four insert cards, creating compact, mountable, stand alone systems. The use of separate DTCR enclosures allows for future flexibility and expansion as all cards are hot-swappable and can be used in any enclosure. Each one of our card housing units operate with an appropriate power supply specifications.

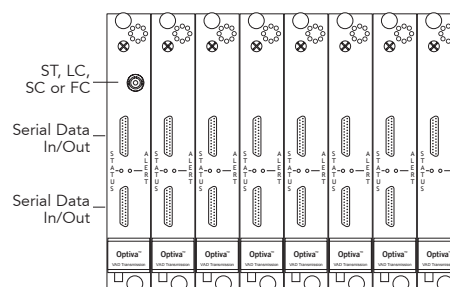
### Optiva™ Upgrade Path

This system can be purchased without an optical port as an add-on to an existing Optiva™ system daisy-chain. (See "Non-Optical Version" below).

The Optiva™ bandwidth requirement of this system is 448 Mbps.



OTS-64DTR  
(RS-232)



OTS-64DTR  
(RS-422/485)

### Features

- Uncompressed Serial Data over one fiber
- TDM - Single fiber, dual wavelength
- True DC restoration
- Flat frequency response
- Compatible with MDM-7000 Series for WDM and CWDM multiplexing
- No EMI or RFI and no ground loops
- Stand alone or rack-mount

### Versions Available\*

Wavelength (nm) & Fiber	Transmit/Receive**	Receive/Transmit**	Optical Connector	Optical Budget (dB)	Range*** (km)	Form Factor
1310/1550 Multimode	OTS-64DTR-A2/A3M-XX-IC	OTS-64DTR-A3M/A2-XX-IC	ST, FC, LC or SC	10	3	IC (4 or 8 slots)
1310/1550 Singlemode	OTS-64DTR-A2/A3-XX-IC	OTS-64DTR-A3/A2-XX-IC	ST, FC, LC or SC	14	20	IC (4 or 8 slots)
1310/1550 SM (D)	OTS-64DTR-A2/A3D-XX-IC	OTS-64DTR-A3D/A2-XX-IC	ST, FC, LC or SC	21	40	IC (4 or 8 slots)
1270-1610 SM (CWDM)	OTS-64DTR-L4/L4-XX-IC	OTS-64DTR-L4/L4-XX-IC	ST, FC, LC or SC	Varies	20-70	IC (4 or 8 slots)
<b>Non-Optical Version</b>	OTS-64DTR-NOC-IC	OTS-64DTR-NOC-IC	N/A	N/A	N/A	IC (4 or 8 slots)

Serial Data Codes - "D" indicates RS-232. For other Serial Data preferences, please use: "DJ" = RS-422; "DK" = RS-485 (2W); and "DW" = RS-485 (4W).

\* Contact Opticomm for other versions available.

\*\* XX indicates the type of optical connector. Each of ST, FC, LC or SC are available.

\*\*\* Chromatic dispersion and additional losses should be taken into account.

NOTE: The systems in this category offer transmission of certain signals in set configurations. If your application involves multi-signal transmission and/or would benefit from system upgradeability, please visit the Optiva™ Platform section on page 14. To configure an Optiva™ system to your precise needs, please register for the 'Product Configurator' at [www.opticomm.com](http://www.opticomm.com)

## Data (Ethernet/Serial/USB)

### Data

Connector	Micro DB25
<b>RS-232, RS-422</b>	
Data Rate	DC to 1 Mbps
<b>RS-485 (2 Wire)</b>	
Data Rate	DC to 1 Mbps
<b>RS-485 (4 Wire)</b>	
Data Rate	DC to 1 Mbps
<b>Contact Closure</b>	
Data Rate	DC to 1 Mbps

### General

Dimensions & Weight	Insert Card (IC): 6.3" L x 0.8" W x 4.0" H 11 oz
Operating temperature	-20° C to +55° C
Storage temperature	-40° C to +85° C
Humidity	0 to 95% non-condensing
Operating voltage	9-12 V <sub>DC</sub>
Consumption	1A Max per Insert Card
System Latency	Less than 1ms

**Local Monitoring** LED Status Indication

**Remote Monitoring** Compatible with OptivaView™  
SNMP Management Suite

Optiva™ Configurable  
Communication Platform

Network Management

SDI & HD-SDI

Composite Video,  
Audio & Data

RGB/VGA/DVI

Audio/FSK/Intercom

**Data (Ethernet/Serial/USB)**

CATV/RF & L-Band

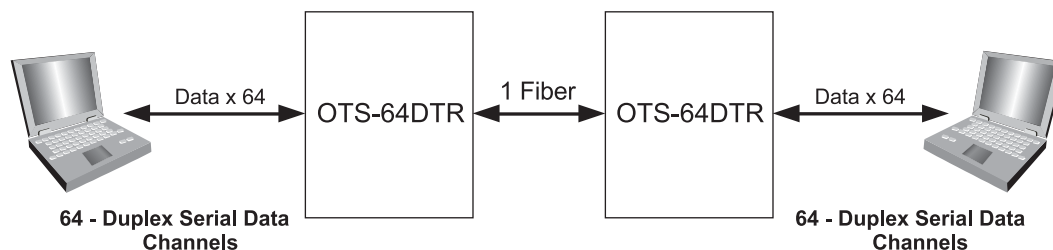
Optical Switching, Routing  
& Redundancy

Passive Multiplexing  
Solutions

Enclosures, Racks  
& Frames

Power Supplies  
& Accessories

### Sample Configuration



**10 YEAR WARRANTY**  
**ISO 9001:2000 CERTIFIED**



**FCC PART 15 COMPLIANT**

Emissions: FCC Part 15, ICES-003,  
AS/NZS, 3548, EN55022  
Immunity: ENVS0204,  
EN61000-4-2,3,4,5,6,11  
Safety: UL1950, CAN/CSA 22.2,  
NO.950-95

**MADE IN THE USA**